

4

3

2


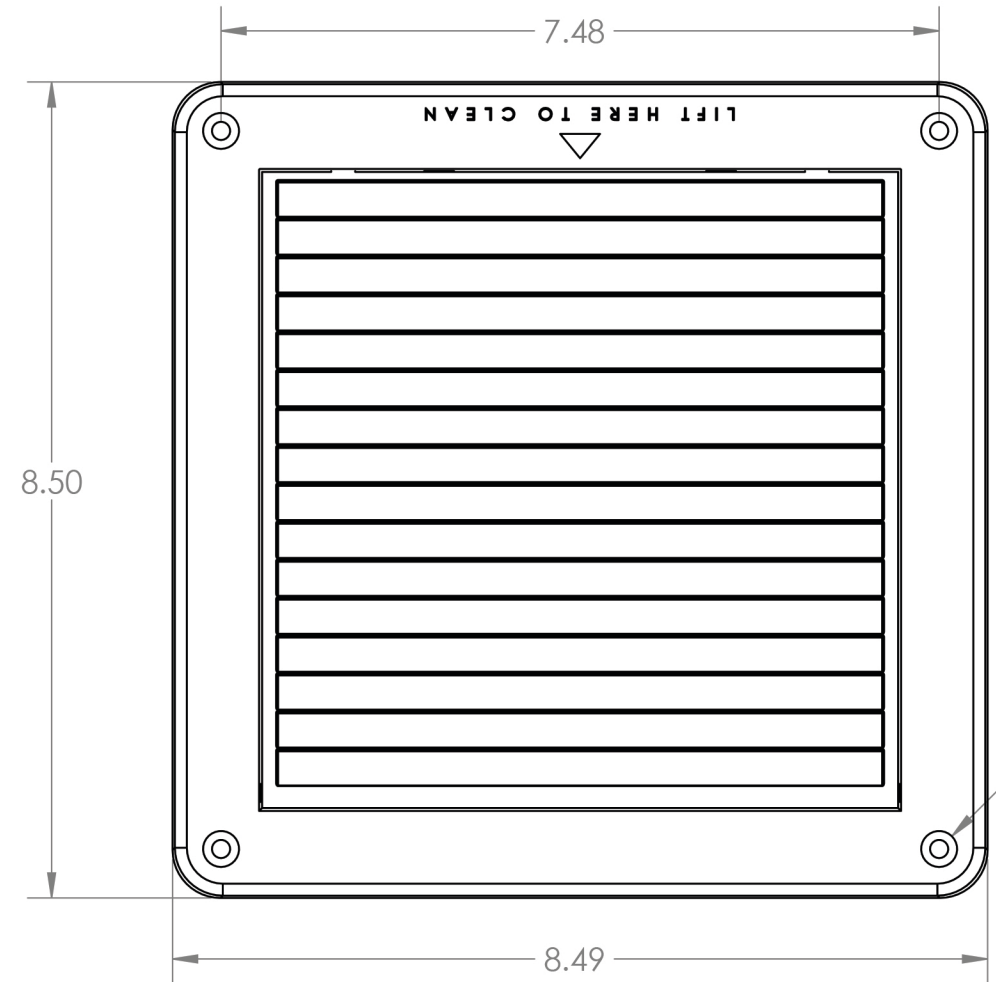
1

B

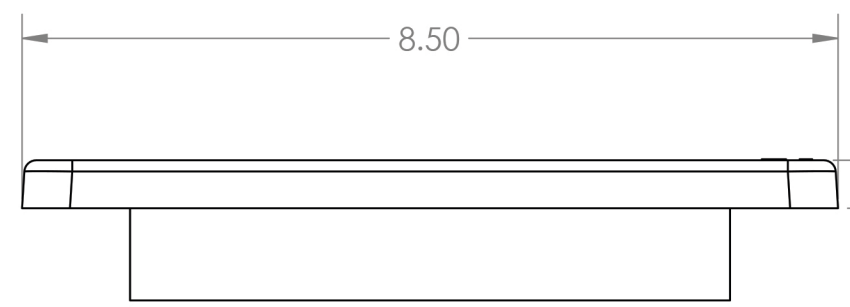
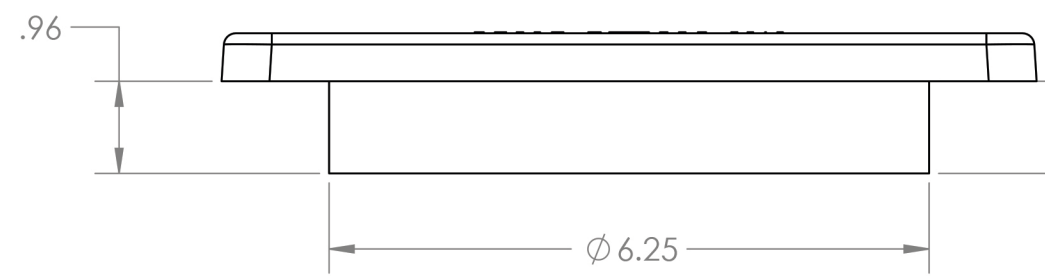
B

A

A



4X ϕ .19 THRU ALL
 \square ϕ .38 ∇ .25



Lambro Industries, Inc.
 115 Albany Ave.
 Amityville, NY 11701
 (631) 842-8088
 www.lambro.net

PROPRIETARY AND CONFIDENTIAL
 THE INFORMATION CONTAINED IN THIS DRAWING IS THE SOLE PROPERTY OF LAMBRO. ANY REPRODUCTION IN PART OR AS A WHOLE WITHOUT THE WRITTEN PERMISSION OF LAMBRO IS PROHIBITED.

		UNLESS OTHERWISE SPECIFIED:	NAME	DATE
		DIMENSIONS ARE IN INCHES	DRAWN	
		TOLERANCES:	CHECKED	
		FRACTIONAL \pm 1/16	ENG APPR.	
		ANGULAR: MACH \pm 1 BEND \pm .01	MFG APPR.	
		TWO PLACE DECIMAL \pm 0.01	Q.A.	
		THREE PLACE DECIMAL \pm 0.005	COMMENTS:	
		INTERPRET GEOMETRIC TOLERANCING PER:	Net Free Area (NFA)	
		MATERIAL	17 sq. in.	
NEXT ASSY	USED ON	FINISH		
APPLICATION		DO NOT SCALE DRAWING		

TITLE: 6" Plastic Fresh Air Intake Vent
 Removable Screen

SIZE DWG. NO. REV
B 606W-ML

SCALE: 1:2 WEIGHT: SHEET 1 OF 1

4

3

2

1